



Department of Children and Families/
Agency for Persons with Disabilities

Care Provider Background Screening Clearinghouse

DCF/APD Clearinghouse Results Website Instruction Guide

Contents

Clearinghouse Results Website Overview	3
Background Screening Home Page.....	4
Search for Screening Results	6
Initiate New Screening.....	8
Enter Profile Information	9
Prior States List.....	10
Select Position and Confirm Privacy Policy.....	11
Select Livescan Provider and Make Appointment.....	12
Make Appointment.....	13
Print Livescan Request Form	14
Sample LiveScan Request Form.....	15
Profile Page.....	16
Person Profile – Edit Demographics.....	18
Person Profile – Screenings in Process	19
Person Profile – Clearinghouse Status	20
Person Profile – Public Rap Sheets and Arrest/Registration Notifications	21
Person Profile – Eligibility Determinations and DOH Licensure.....	22
Person Profile – Employment/Contract History and View/Print Version of Results.....	23
Add Employment/Contract Record.....	24
Edit Employment Record	25
Screenings in Process Tab.....	27
Screening Results Tab	28
Livescan Tab.....	29
Employee/Contractor Roster.....	30
Initiate Agency Review	31
Select Position and Confirm Privacy Policy.....	32
Agency Review Request Submitted	33
Initiate Resubmission	34
Select Position and Confirm Privacy Policy.....	35
Initiate Payment – Credit Card	36
Enter Payment Information – Credit Card	37
Review Payment Information – Credit Card.....	38
Initiate Payment – E-Checking	39
Enter Payment Information – E-Checking	40
Review Payment Information – E-Checking.....	41
Submit Resubmission Request	42
Resubmission Request Submitted	43

Clearinghouse Results Website Overview

In response to the requirements passed during the 2012 Legislative session, the Agency for Health Care Administration (Agency) created the Care Provider Background Screening Clearinghouse (Clearinghouse) Website for use by all specified agencies. The enhanced website allows users to initiate a screening, search for screening results, connect to specified agencies screenings, select a Livescan service provider and connect to the service provider's website to schedule appointments. Utilizing the Clearinghouse website to initiate screening requests provides the following benefits:

- Ability to share results of criminal history checks among specified agencies.
- Ability to view subsequent arrest information for employees with retained fingerprints (*only available to current employers of the individual*).
- Ability to track screenings from the time the screening request is initiated in the Clearinghouse until a determination is made.
- Provides email notification to the user regarding status updates to requests initiated.
- Ability to search for Livescan Service Providers by certain criteria (county, name, etc.). Provides information and ability to connect to the fingerprint service provider's website to make appointments.
- Provides TCR# needed for sending an applicant to be rescreened for rejected prints.
- Posts Public Record version of state criminal history record (RAP sheet) for review by the **provider requesting the original screening**.
- Allows user to connect to a screening request in process for notification when results are available (reduces duplicative screening).
- Creates a "status" report and a "completed screening listing" report of screenings requested by the user eliminating the need to search for each screening result individually.
- Maintain an employee roster by entering hire and separation dates for each employee. This facilitates a notification to the employer if the eligibility status of an employee changes.
 - According to section 435.12(2) (c) an employer of persons subject to screening by a specified agency must register with the clearinghouse and maintain the employment status of all employees within the clearinghouse. Initial employment status and any changes in status must be reported within **10 business days**.
- Redesigned Individual Profile page that includes:
 - ⊖ Eligibility Results
 - Photograph, if the individual is in the Clearinghouse
 - Department of Health Professional Licensure Status
 - View screenings in process
 - State criminal history report viewable for the provider initiating the screening
 - Employment History

Background Screening Home Page

To gain access to the Clearinghouse results website you must first register on the AHCA Portal and receive access. Since AHCA is the parent agency for the Clearinghouse, access is granted through the AHCA web portal. Please refer to the Portal Registration guide for your agency at this link http://ahca.myflorida.com/MCHQ/Central_Services/Background_Screening/BGS_results.shtml for registration and log in instructions.

To access the Clearinghouse results website through the Portal please log in at <https://apps.ahca.myflorida.com/SingleSignOnPortal>. On the Portal Landing, select **Background Screening Clearinghouse – Department of Children and Families**. **APD providers should also select 'Background Screening Clearinghouse – Department of Children and Families' since DCF conducts APD provider screenings.*

AHCA Portal - Portal Landing User ID: test.dcf1

Email: [https://apps.ahca.myflorida.com/SingleSignOnPortal](#)

Program Access

Select the appropriate link below to be directed to the Program's access page.

[Background Screening Clearinghouse - Department of Children and Families](#) 

Department of Children and Families

Request Program Access

Choose from the list of programs below and select "Request Program Access".


-- Select Program --

On the Background Screening Clearinghouse Program – **Department of Children and Families – Access Page** you will see your approval status. If you are approved, please select the **Background Screening Clearinghouse** link to access the Clearinghouse results website.

Background Screening Clearinghouse Program - Department of Children and Families - Access Page User ID: test.dcf1

Email: [https://apps.ahca.myflorida.com/SingleSignOnPortal](#)

Background Screening Clearinghouse Application Access

[Background Screening Clearinghouse](#) 


Click the link above to access the Background Screening Clearinghouse results website.

Select Your Desired Task Below

[Add Additional Providers](#)

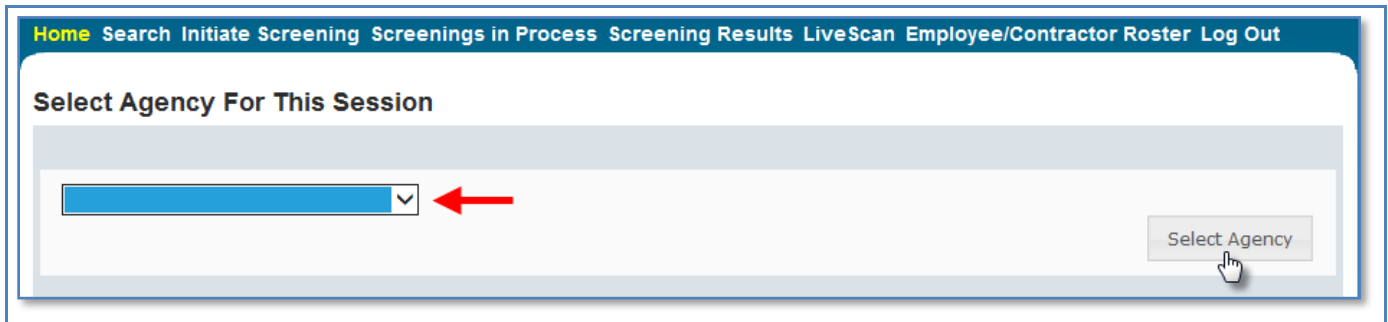
List of Providers

If you need to reprint a user agreement, select the checkbox next to the appropriate provider(s), and select Reprint Registration Agreement. If you select Reprint Registration Agreement without identifying a specific provider below, all agreements will be printed.

Provider Name	City	Status	OCA Number
<input type="checkbox"/> SUMMER CAMP ABC	Tallahassee	Approved 	123456789

If you have requested and been granted access to the Clearinghouse results website on behalf of multiple specified agencies, you will be prompted to select the agency for this session before viewing the home page. For more information about how to request access on behalf of multiple agencies, see the advanced registration guides at this link for your scenario:

http://ahca.myflorida.com/MCHQ/Central_Services/Background_Screening/BGS_results.shtml.



The screenshot shows a web interface with a dark blue navigation bar at the top containing the following links: Home, Search, Initiate Screening, Screenings in Process, Screening Results, LiveScan, Employee/Contractor Roster, and Log Out. Below the navigation bar is a white box with the title "Select Agency For This Session". Inside this box, there is a blue dropdown menu on the left with a white arrow pointing down. A red arrow points to the dropdown menu. To the right of the dropdown menu is a grey button labeled "Select Agency" with a mouse cursor icon over it.

A welcome message and your provider information will appear on the BGS Home page. This page will also display important **bulletin messages** and information when appropriate.

Moving throughout the website is accomplished by clicking navigation tabs at the top of the page. These tabs will appear on all pages. The navigation tabs allow you to search, initiate screenings, review your screenings in process and screening results, look up Livescan service providers, review your employee roster, and log out. To switch the specified agency for use on the website, you may select 'Switch Agency View' from any screen in the system. This will return you to the 'Select Agency For This Session' screen.



Department of Children and Families

[Home](#) [Search](#) [Initiate Screening](#) [Screenings in Process](#) [Screening Results](#) [LiveScan](#) [Employee/Contractor Roster](#) [Log Out](#)

Home

[Switch Agency View](#)

Welcome to the Care Provider Background Screening Clearinghouse (Clearinghouse) results website. This secure site allows you to search existing screenings processed through the Clearinghouse, initiate a new screening, locate a Livescan service provider, track and review screening results you have requested, and maintain employment statuses of your applicants. The links provided above will assist you in navigating the site.

For instructions on using the website please review the [Clearinghouse Instruction Guide](#)

Bulletins

Bulletin messages and important information will display here when appropriate.

Provider Information

Test Provider
123 Street
City, FL 33333

OCA Number: 123456789

If your contact information for this system has changed, please return to the [AHCA Portal](#) to update your information.

Search for Screening Results

The Search page allows you to review the eligibility status of an individual if they have undergone a screening or if they have a screening in process in the Clearinghouse. If the individual is not found, a screening may be initiated from this page. If the individual is found, their Profile page will appear.

Note: If you know an individual has not been screened, you may click the 'Initiate Screening' tab located on the navigation bar.

- Enter the individual's:
 - Social Security Number **AND**
 - Last Name **OR**
 - Date of Birth
- Select '**Search**'

Search



OR

[Switch Agency View](#)

This site provides background screening results reviewed through the Clearinghouse on behalf of your specified agency, Department of Children and Families , and professional licensure information from the Department of Health's Medical Quality Assurance division. These results are to be used for employment eligibility determinations.

If we become aware of a change in an individual's eligibility status, an email notification will be sent to the most recent employer of record in the Clearinghouse or the last provider to submit a screening request through the Clearinghouse. It is recommended employers check the screening results of staff regularly as an individual's status may change based on information received.

Search Criteria

Enter the information below. It is the responsibility of the provider to ensure results are for the correct individual. These results are to be used for employment eligibility determinations. In accordance with section 435.11(1)(b), it is a misdemeanor of the first degree to use records information for purposes other than screening for employment or release records information to other persons for purposes other than screening for employment.

SSN:

AND enter at least one of the following:

Last Name:

Or:

Date of Birth:

Initiate New Screening

To initiate a new screening for an individual, select the 'Initiate Screening' button

Home **Search** Initiate Screening Screenings in Process Screening Results LiveScan Employee/Contractor Roster Log Out

Search [Switch Agency View](#)

This site provides background screening results reviewed through the Clearinghouse on behalf of your specified agency, Department of Children and Families , and professional licensure information from the Department of Health's Medical Quality Assurance division. These results are to be used for employment eligibility determinations.

If we become aware of a change in an individual's eligibility status, an email notification will be sent to the most recent employer of record in the Clearinghouse or the last provider to submit a screening request through the Clearinghouse. It is recommended employers check the screening results of staff regularly as an individual's status may change based on information received.

Search Criteria

Enter the information below. It is the responsibility of the provider to ensure results are for the correct individual. These results are to be used for employment eligibility determinations. In accordance with section 435.11(1)(b), it is a misdemeanor of the first degree to use records information for purposes other than screening for employment or release records information to other persons for purposes other than screening for employment.

SSN:

AND enter at least one of the following:


Last Name:

Or:

Date of Birth:

Search Result

A screening result for this individual was not found in the Clearinghouse results website. You may initiate a screening by selecting the "Initiate Screening" button.



Enter Profile Information

- Enter all required information, as designated by the red asterisks (*)
 - Enter the **mailing address** of the **individual being screened**
 - Please note that the height and weight limits are set by the Florida Department of Law Enforcement. If an applicant falls outside of the established limits, please select the closest match.
- Ensure all information is accurate and select the 'Next' button

[Switch Agency View](#)

Initiate Screening

Enter Profile

To initiate a screening please enter the information below. Fields with an (*) are required.

* First Name: Agency	* Address Line 1: 123	* Sex: MALE
Middle Name:	Address Line 2:	* Race: WHITE
* Last Name: Test	* City: City	* Hair Color: Brown
Aliases:	* State: Florida	* Eye Color: Brown
* SSN: 015-00-0000	* ZIP: 32308	* Height: 6' 00"
* Date of Birth: 12/24/1978 mm/dd/yyyy	County:	* Weight: 185 lbs.
* Place of Birth: Florida	Phone Number: xxx-xxx-xxxx	
	Email Address:	
	Verify Email Address:	

*Required

Prior States List

Select all prior states in which the applicant has resided in the last 5 years. If none apply, select the 'None Apply' box to continue. At least one state, or the 'None Apply' box must be selected. Any prior states selected previously are already captured.

Prior States List

[Switch Agency View](#)

TEST, AGENCY

Select all prior states in which the applicant has resided in the last 5 years. If none apply, select the 'None Apply' box to continue. At least one state, or the 'None Apply' box must be selected. Any prior states selected previously are already captured.

None Apply

- | | | | | | |
|---|-----------------------------------|---|---|---|---|
| <input type="checkbox"/> Alabama | <input type="checkbox"/> Florida | <input type="checkbox"/> Louisiana | <input type="checkbox"/> Nebraska | <input type="checkbox"/> Oregon | <input type="checkbox"/> Virgin Islands |
| <input type="checkbox"/> Alaska | <input type="checkbox"/> Georgia | <input type="checkbox"/> Maine | <input type="checkbox"/> Nevada | <input type="checkbox"/> Pennsylvania | <input type="checkbox"/> Virginia |
| <input type="checkbox"/> American Samoa | <input type="checkbox"/> Guam | <input type="checkbox"/> Maryland | <input type="checkbox"/> New Hampshire | <input type="checkbox"/> Puerto Rico | <input type="checkbox"/> Washington |
| <input type="checkbox"/> Arizona | <input type="checkbox"/> Hawaii | <input type="checkbox"/> Massachusetts | <input type="checkbox"/> New Jersey | <input type="checkbox"/> Rhode Island | <input type="checkbox"/> West Virginia |
| <input type="checkbox"/> Arkansas | <input type="checkbox"/> Idaho | <input type="checkbox"/> Michigan | <input type="checkbox"/> New Mexico | <input type="checkbox"/> South Carolina | <input type="checkbox"/> Wisconsin |
| <input type="checkbox"/> California | <input type="checkbox"/> Illinois | <input type="checkbox"/> Minnesota | <input type="checkbox"/> New York | <input type="checkbox"/> South Dakota | <input type="checkbox"/> Wyoming |
| <input type="checkbox"/> Colorado | <input type="checkbox"/> Indiana | <input type="checkbox"/> Mississippi | <input type="checkbox"/> North Carolina | <input type="checkbox"/> Tennessee | |
| <input type="checkbox"/> Connecticut | <input type="checkbox"/> Iowa | <input type="checkbox"/> Missouri | <input type="checkbox"/> North Dakota | <input type="checkbox"/> Texas | |
| <input type="checkbox"/> Delaware | <input type="checkbox"/> Kansas | <input type="checkbox"/> Montana | <input type="checkbox"/> Ohio | <input type="checkbox"/> Utah | |
| <input type="checkbox"/> District Of Columbia | <input type="checkbox"/> Kentucky | <input type="checkbox"/> N. Mariana Islands | <input type="checkbox"/> Oklahoma | <input type="checkbox"/> Vermont | |

Continue

Select Position and Confirm Privacy Policy

To ensure the appropriate criteria is applied during the screening review, the position type and reason for screening the individual must be entered.

- Select the **provider** that the individual has applied to work for from the drop down list
 - Please note the provider drop down will only display if you are accessing the website on behalf of multiple providers.
- Select the **position** that the individual is applying for from the drop down list
- Select the '**Privacy Policy**' link to view and print the privacy policy. Check the affirmation box to confirm that the applicant has signed and agreed to the Privacy Policy.

Initiate Screening

TEST, AGENCY [Switch Agency View](#)

Select Position

Screening Information

Provider:

* Position:

* The applicant/employee has received and signed the [Privacy Policy](#).

Cancel Back Next

Select Livescan Provider and Make Appointment

In accordance with section 408.809(3), Florida Statutes, all Level 2 screenings must be submitted electronically. You may search for and select a Livescan Service Provider below.

If you have access to a photo enabled and Clearinghouse compliant service provider (other than a private vendor) **you may skip this section by selecting 'Submit'**.

Enter a name and/or city and/or county to locate a Livescan provider in your area. You may also select 'Search' to view the entire list.

Initiate Screening [Switch Agency View](#)

TEST, AGENCY

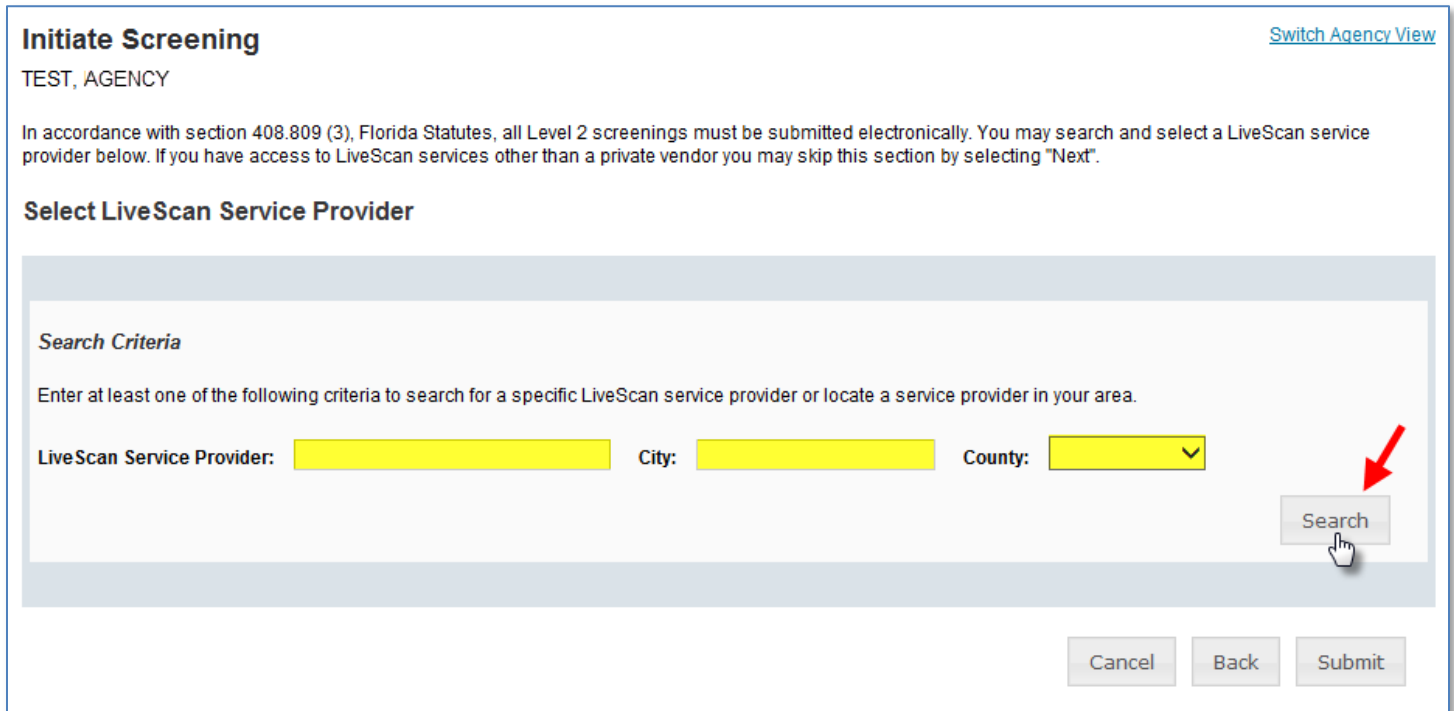
In accordance with section 408.809 (3), Florida Statutes, all Level 2 screenings must be submitted electronically. You may search and select a LiveScan service provider below. If you have access to LiveScan services other than a private vendor you may skip this section by selecting "Next".

Select LiveScan Service Provider

Search Criteria

Enter at least one of the following criteria to search for a specific LiveScan service provider or locate a service provider in your area.

LiveScan Service Provider: City: County:



Make Appointment

After you have selected the Livescan service provider you would like to use, select the 'Make Appt' button to schedule an appointment with that service provider. While the website will be unique for each service provider, they will all provide the ability to enter the social security number to prepopulate all demographic information for the applicant, reducing duplicative data entry.

Once you schedule an appointment with the service provider, close the 'Make Appt' window to return to the Clearinghouse results website. To complete the screening request, select 'Submit'.

Please contact the service provider with any questions about their 'Make Appt' page.

Initiate Screening [Switch Agency View](#)

TEST, AGENCY

In accordance with section 408.809 (3), Florida Statutes, all Level 2 screenings must be submitted electronically. You may search and select a LiveScan service provider below. If you have access to LiveScan services other than a private vendor you may skip this section by selecting "Next".

Select LiveScan Service Provider

Search Criteria

Enter at least one of the following criteria to search for a specific LiveScan service provider or locate a service provider in your area.

LiveScan Service Provider: City: County:

LiveScan List

The information listed below is updated continuously as it is reported to AHCA by the LiveScan service provider. The information is subject to change at any time without notice. We recommend you contact the vendor service provider directly or visit their website to confirm the information is still correct.

To schedule an appointment, you may contact the service provider directly or select the online link under the Appointment column.

LiveScan Service Provider [?]	Address	City	County	Phone	Appointment	Cost	Hours	Action [?]
Test Livescan Location	123 Lane City, FL 33333	City	County	(555) 555-5555	Walk-ins Appointments			<input type="button" value="Make Appt"/>

Displaying items 1 - 1 of 1

Print Livescan Request Form

Once the screening request is submitted, a Livescan Request Form will be generated for the applicant to take to their screening appointment. The request form contains important information, including the following:

1. The **ORI number** required for electronic fingerprint submission
2. The **Screening Request ID** used by Livescan service providers to link the screening results to the screening request
3. **Appointment information** (if an appointment was scheduled during the Livescan step)


Select 'Home' if you are done, or 'Initiate New Screening' to initiate a screening for another individual.

Initiate Screening [Switch Agency View](#)

TEST, AGENCY

Screening Request Submitted

Your screening request has been submitted. A notification regarding updates for this request will be sent to the email address of record for this account.

[Print Livescan Request Form](#) 

If you wish to initiate a screening for another individual, select the "Initiate New Screening" button below.

[Home](#) [Initiate New Screening](#)

Sample LiveScan Request Form

ORI: EDCFSC30Z

Screening ID: 211189

Date of Request: 3/19/2014



LiveScan Request Form

Agency for Health Care Administration

You have applied for a position with a health care and/or service provider regulated by a specified agency in the Care Provider Background Screening Clearinghouse (Clearinghouse) that requires a fingerprint-based background check. Your fingerprints must be collected by a fingerprint vendor (Livescan Service Provider) authorized to conduct fingerprinting in Florida. As a result of the background check, your screening results will be listed on the Clearinghouse secure background screening result site. Authorized health care and/or service providers may access this secure site and print out screening results for individuals seeking employment in health care.

Applicant Information

Applicant's Name:	AGENCY TEST	SSN:	XXX-XX-0001
Mailing Address:	123 LANE	Sex:	MALE
	CITY, Florida 33333	Height:	6' 00"
Date of Birth:	1/1/1990	Hair Color:	Brown
Place of Birth:	Florida	Eye Color:	Brown
<small>(State or Country if not U.S.)</small>			

LiveScan Service Provider Information

You must present this form and a current valid government-issued photo identification to be fingerprinted (i.e. driver's license, State ID or military identification card.)

An appointment has been scheduled for you by the health care provider listed below to have your finger prints taken at:

Test Livescan Location

123 Lane
City, FL 33333
(555) 555-555

Appointment Date: 4/1/2014 Appointment Time: 12:00 AM

If you are unable to make this appointment, contact the requesting health care provider to reschedule.

TCN: _____ Technician's Name: _____

Requesting Health Care and/or Service Provider

Test Provider	OCA Number: 123456789
123 Street	Phone Number: (850) 555-5555
City, FL 33333	

Please return this form to the requesting health care and/or service provider once your prints are taken.

Profile Page

The individual's profile page provides information useful in making hiring decisions. This page contains the screening eligibility status and the Department of Health professional licensure status if applicable.

Other features include the ability to

- Edit demographic information, including mailing address
- Connect to a screening that is already in process for the individual
- Receive email notifications when the screening is complete
- Add employment history
- View Public Rap Sheets for initiated screenings
- View subsequent Arrest and/or Registration files for employees

This page also provides an employment history for the individual as reported by any health care or service provider regulated by a specified agency in the Clearinghouse.

Person Profile

[Switch Agency View](#)

First Name: AGENCY
Middle Name:
Last Name: TEST
Aliases:
SSN: XXX-XX-0000
Date of Birth: 12/24/1978
Place of Birth: Georgia

Address Line 1: 123 LANE
Address Line 2:
City: CITY
State: Florida
ZIP: 33333
County:
Phone Number:
Email Address:

Sex: MALE
Race: WHITE
Hair Color: Brown
Eye Color: Hazel
Height: 5' 05"
Weight: 150 lbs.



Edit

Screenings in Process

Screening #	Provider	Submitted Date	Status	Status Date	Action
2051506	TEST - DCF General - 02370441Z	01/23/2017	Determination Made	01/23/2017	Reprint Privacy Policy Remove

Connected screenings

Provider:

Connect to Screenings

Initiate Agency Review

Initiate Resubmission

Retained Prints Expiration Date: 1/23/2022
Clearinghouse Screening Available?: Yes

Department of Children and Families Eligibility

Item	Status	Eligibility Determination Date
DCF General	Eligible	1/23/2017
DCF Child Care	Eligible	1/23/2017
DCF Substance Abuse - Adult Only	Eligible	1/23/2017
DCF Summer Camps	Agency Review Required	
DCF Mental Health	Agency Review Required	
APD General	Agency Review Required	
APD Developmental Disability Centers	Agency Review Required	
APD CDC	Agency Review Required	

Employment/Contract History (As reported to Florida's Background Screening Clearinghouse by provider employers.)

Provider	Position	Provisional Hire/Contract Date	Permanent Hire/Contract Date	End Date	Action
No records to display.					

Add Employment/Contract Record

New Search

View/Print Version

Explanation of Results

Person Profile – Edit Demographics

To edit the demographic information for an applicant select the 'Edit' button on the profile page, below the photo. You may edit and update all information except for the following:

- Social Security Number
- Last Name
- Date of Birth

Please note that the height and weight limits are set by the Florida Department of Law Enforcement. If an applicant falls outside of the established limits please select the closest match.

Please contact the Background Screening Unit to update any of the items listed above.

Person Profile

First Name: BGS	* Address Line 1: 123 LANE	* Sex: MALE
Middle Name:	Address Line 2:	* Race: WHITE
Last Name: DEVTEAM298	* City: CITY	* Hair Color: Brown
Aliases:	* State: Florida	* Eye Color: Hazel
SSN: XXX-XX-0298	* ZIP: 33333	* Height: 5' 05"
Date of Birth: 12/24/1972	County:	* Weight: 150 lbs.
* Place of Birth: Georgia	Prior States:	

**Required*

Cancel Save

Person Profile – Screenings in Process

A list of screening requests in process will be displayed on the person profile page. This section allows providers to

- Initiate a New Screening (if the applicant is NOT in the Clearinghouse)
- Connect to a Screening
- Initiate an Agency Review
- Connect to an Agency Review
- Initiate a Resubmission (if the applicant has retained prints)
- Connect to a Resubmission

Information on initiating requests can be found in later sections of this document.

Connecting to a screening, agency review, or resubmission will allow providers to receive notifications and updates on an applicant’s screening status without the need to request and pay for a new screening.


Person Profile
[Switch Agency View](#)

First Name: AGENCY
Middle Name:
Last Name: TEST
Aliases:

SSN: XXX-XX-2006
Date of Birth: 12/24/1972
Place of Birth: Georgia

Address Line 1: 123 LANE
Address Line 2:
City: CITY
State: Florida
ZIP: 33333
County:
Prior States:

Sex: MALE
Race: WHITE
Hair Color: Brown
Eye Color: Hazel
Height: 5' 05"
Weight: lbs.



▼ **Screenings in Process**

Screening	Provider	Submitted	Status	Status	Action
211184		03/17/2014	Determination Made	03/17/2014	Reprint Privacy Policy Remove

■ - Connected screenings

Provider:

Person Profile – Clearinghouse Status

The applicant's current Clearinghouse status and retained prints expiration date are listed below the screenings in process section.


Retained Prints Expiration Date:

- Fingerprints are retained for a period of 5 years by the Florida Department of Law Enforcement (FDLE).
- If the applicant does not have retained prints with FDLE the status will read 'Prints Not Retained'.

Clearinghouse Screening Available:

- **Yes** – The applicant has a screening in the Clearinghouse that can be shared
- **No** – The applicant does not have a screening in the Clearinghouse that can be shared
- **Awaiting Privacy Policy** – The applicant has a screening with retained prints and a photograph but is missing the required privacy policy to be entered into the Clearinghouse.
 - Select 'View Privacy Policy' to print a copy of the policy for the applicant to sign.
 - **Select 'Confirm Privacy Policy'** to submit the required information.
 - The document does **not** need to be forwarded to Department of Children and Families for review.

Person Profile [Switch Agency View](#)

First Name: AGENCY Middle Name: Last Name: TEST104 Aliases: SSN: XXX-XX-0104 Date of Birth: 12/24/1972 Place of Birth: Georgia	Address Line 1: 123 LANE Address Line 2: City: CITY State: Florida ZIP: 33333 County: Prior States:	Sex: MALE Race: WHITE Hair Color: Brown Eye Color: Hazel Height: 5' 05" Weight: 150 lbs.	
---	--	---	--

[Edit](#)

▼ **Screenings in Process**

Screening #	Provider	Submitted Date	Status	Status Date	Action
No screenings found					

[Initiate Resubmission](#)

Retained Prints Expiration Date: 1/19/2020
Clearinghouse Screening Available?: Awaiting Privacy Policy [View Privacy Policy](#) [Confirm Privacy Policy](#)

Person Profile – Public Rap Sheets and Arrest/Registration Notifications

The public record version of a criminal history report (or public rap sheet) is available to the provider that **initiated** the screening on the Clearinghouse results website.

Copies of subsequent arrest or registration notifications from the Florida Department of Law Enforcement are available to **current employers** of the applicant. The provider must have a current employment history record entered in the Clearinghouse results website for the applicant to view this information.

The public rap sheet and subsequent arrest or registration notifications can be found on the person profile page, below the screenings in process section.

▼ Screenings in Process

Screening	Provider	Submitted	Status	Status	Action
211184		03/17/2014	Determination Made	03/17/2014	Reprint Privacy Policy Remove

■ - Connected screenings

Provider: ▼

Person Profile – Eligibility Determinations and DOH Licensure

The current eligibility determination and Department of Health licensure status for an applicant can be found in the eligibility and licensure sections of the person profile page.

The Department of Children and Families' eligibility results are displayed according to the reason for screening.

Item/Screening Purpose	Description
DCF General	Status of an individual requesting to be licensed, to be employed, or to volunteer in the following areas: Foster Care, Child Welfare or Substance Abuse.
DCF Child Care	Status of an individual requesting to be licensed, to be employed, or to volunteer in the following areas: Child Care, Family Child Care Home, Religious Exempt, Afterschool or Enrichment Program.
DCF Substance Abuse – Adult Only	Status of an individual eligible to work only in DCF substance abuse programs with adult clients.
DCF Summer Camps	Status of an individual requesting to be employed or to volunteer in a summer camp.
DCF Mental Health	Status of an individual requesting to be employed or to volunteer in a mental health program.
APD General	Status of an individual requesting to be an owner, operator, licensee, employee, or volunteer of a provider authorized to conduct background screening under APD.
APD Developmental Disabilities Centers	Status of an individual requesting to be employed, volunteer, or be a contractor at one of the following APD DDC facilities: Sunland, Tacachale, or the Developmental Disabilities Defendant Program (DDDP).
APD CDC	Status of an individual requesting to be employed as an APD Consumer Directed Care (CDC) provider.

Definitions of eligibility determinations can be found by hovering over the question mark next to 'Department of Children and Families Eligibility' or selecting the 'Explanation of Results' button at the bottom of the profile page.

Person Profile – Employment/Contract History and View/Print Version of Results

All employment history records entered on the Clearinghouse results website for the applicant will display in the 'Employment/Contract History' section of the person profile page. All records, regardless of the specified agency of the provider, will be displayed. The provider name will only display to users with access to the website on behalf of the provider.

The employment history records must be completed if users with access to the provider's record are to receive updates such as subsequent arrest notifications. Refer to the 'Add/Edit Employment/Contract Record' below for instructions on updating employment records.

A printable version of the person profile page and results can be accessed by selecting the 'View/Print Version' button below the 'Employment/Contract History' section. This will open a new window with a printable version of the information.

▼ Employment/Contract History (As reported to Florida's Background Screening Clearinghouse by provider employers.)					
Provider	Position	Provisional Hire/Contract Date	Permanent Hire/Contract Date	End Date	Action
	Employee - Administrator		03/18/2014		
	Chief Financial Officer		03/17/2014		
	Employee - Administrator		03/17/2014		Edit

Add Employment/Contract Record

According to section 435.12(2) (c) an employer of persons subject to screening by a specified agency must register with the clearinghouse and maintain the employment status of all employees within the clearinghouse. Initial employment status and **any changes in status must be reported within 10 business days.**

- To add employment history, open the individual’s Profile Page and select ‘Add Employment/Contract Record’
- Enter the required information and select ‘Save’. This will bring you back to the profile page.
- The new employment record will display in the Employment/Contract History section.

▼ **Employment/Contract History** (As reported to Florida’s Background Screening Clearinghouse by provider employers.)

Provider	Position	Provisional Hire/Contract Date	Permanent Hire/Contract Date	End Date	Action
	Employee - Financial Officer		03/12/2014		Edit






Add Employment/Contract Record



Applicant Name:	SSN:	Date of Birth:	Race:	Sex:
TEST, AGENCY	XXX-XX-2006	12/24/1972	WHITE	MALE

* Provider:

* Position:

* Permanent Hire/Contract Date: 

* Required

▼ **Employment/Contract History** (As reported to Florida’s Background Screening Clearinghouse by provider employers.)

Provider	Position	Provisional Hire/Contract Date	Permanent Hire/Contract Date	End Date	Action
	Chief Financial Officer		03/17/2014		
TEST PROVIDER - 1234	Employee - Administrator		03/17/2014		Edit





Section **435.06(2)(d)** provides that an applicant may be hired **provisionally** for training and orientation purposes before the screening process is completed. You may add a **provisional hire date** for an applicant with a current 'Screening in Process' status in the Clearinghouse by selecting the 'Add Employment/Contract Record' button located at the bottom of the applicant's profile page.

Add Employment/Contract Record

Applicant Name:	SSN:	Date of Birth:	Race:	Sex:
TEST, AGENCY	XXX-XX-2006	12/24/1972	WHITE	MALE

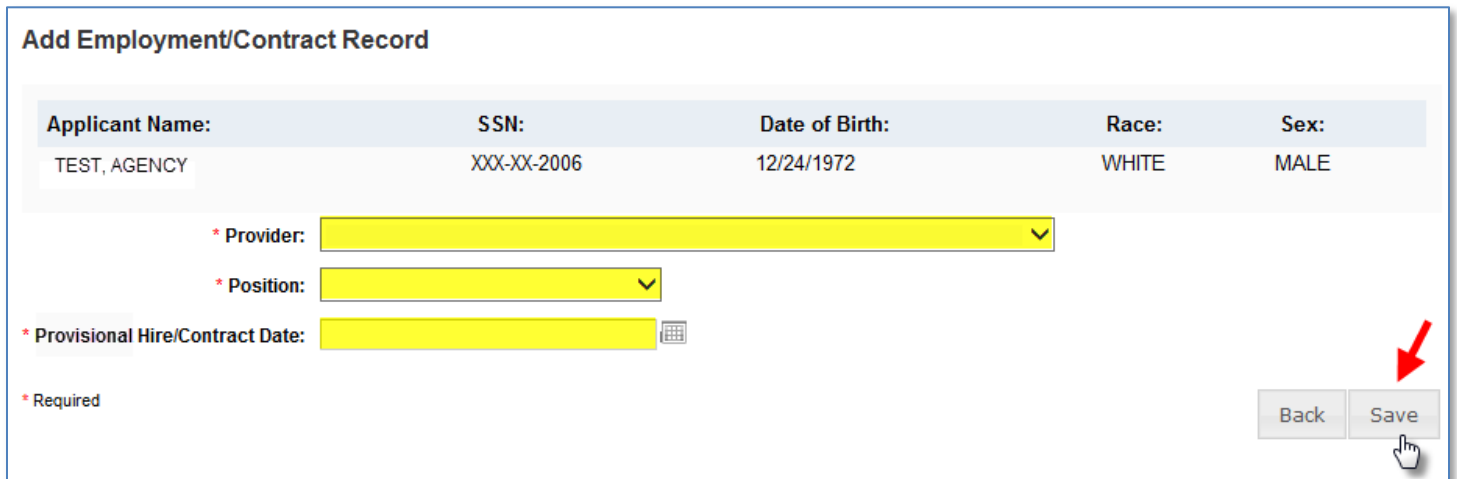
* Provider:

* Position:

* Provisional Hire/Contract Date:

* Required

Back Save



Edit Employment Record

You may edit an employee record from the 'Employment/Contract History' section on the profile page, or from the Employee/Contractor Roster tab. From either page, select the '**Edit**' link under the action column for the applicant record you wish to update and enter the required information and select '**Save**'.

Edit Employment/Contract Record

Applicant Name:	SSN:	Date of Birth:	Race:	Sex:
TEST, AGENCY	XXX-XX-2006	12/24/1972	WHITE	MALE

* Provider:

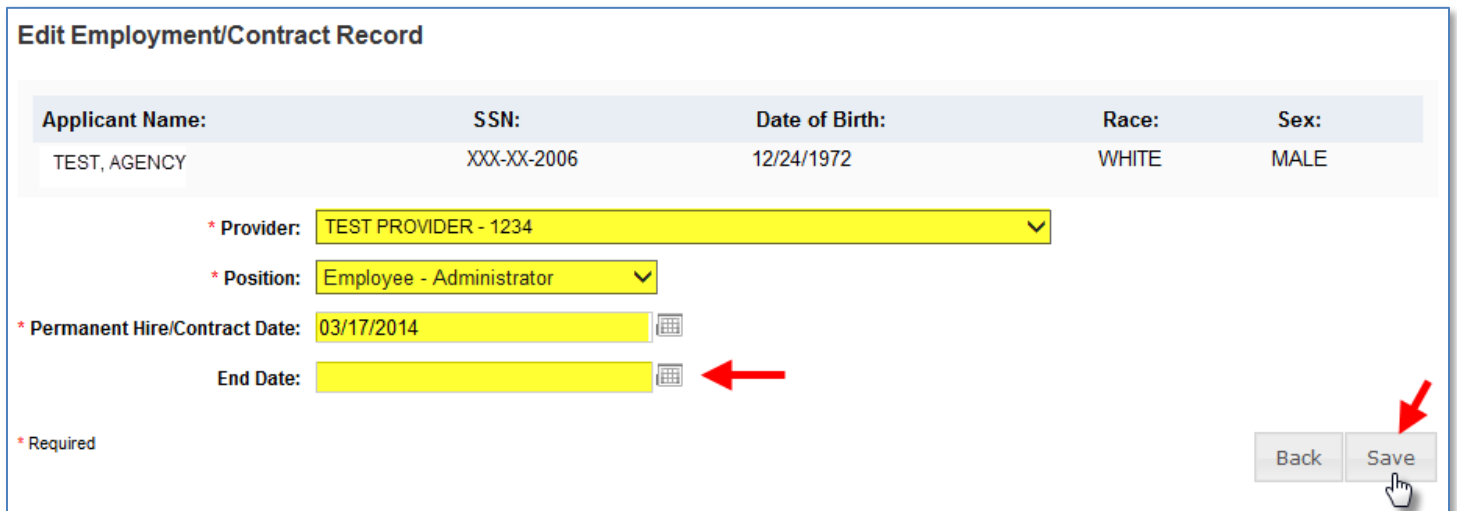
* Position:

* Permanent Hire/Contract Date:

End Date:

* Required

Back Save



To quickly enter an 'End Date' for an employment record from the **Employee/Contractor Roster** tab, select the calendar icon in the '**End Date**' column. Enter the required information and select '**Save**'.

Home Search Initiate Screening Screenings in Process Screening Results LiveScan **Employee/Contractor Roster** Log Out

Employees/Contractors [Switch Agency View](#)

Search Options

Position:

Provider:

Hire/Contract Date: to:

Retained Prints Expiration Date: to:

Status:

Enter End Date for Position ✕

End Date:

Employee/Contractor Roster

Last Name	First Name	Provider	Permanent Hire/ Contract Date	Retained Prints Expiration Date	End Date	Action
<u>TEST</u>	AGENCY	TEST PROVIDER - 123456789	Employee - General	03/09/2014	03/09/2019	<input type="button" value="Calendar"/> <input type="button" value="Edit"/>

Screenings in Process Tab

The Screenings in Process tab provides a listing of all screening requests you have initiated or connected to and the current status. A request will remain on the list for 7 days once a determination is made.

- View an individual's profile page by selecting the last name of the individual
- Filter the list by using the search options and selecting 'Apply'
- Sort the records by selecting any column header
- If you no longer wish to receive email notifications for an individual, select the 'Remove' link under the Action column
 - The screening will be removed for your list however the screening will continue to be processed

Home Search Initiate Screening **Screenings in Process** Screening Results LiveScan Employee/Contractor Roster Log Out

Screenings in Process [Switch Agency View](#)

This page provides a listing of your screening requests and the current status. A request will remain on the list for 7 days once a determination is made. You may also filter the list using the fields below. If you wish to no longer receive notification on an individual request select "Remove". The request will be removed from your listing however the screening process will continue.

Search Options

Provider:

Last Name:

Screening Status:

Submitted Date: To:

Screenings List

Last Name	First Name	SSN	Screening #	Submitted	Provider	Position	Screening Status	Updated	Action
TEST1	TEST	XXX-XX-0309	210878	03/08/2014	TEST PROVIDER - 1234	Employee - Financial Officer	Results Received from FDLE	03/08/2014	Remove Reprint Fingerprint Form
TEST2	TEST	XXX-XX-0003	210733	03/08/2014	TEST PROVIDER - 1234	Employee - Financial Officer	Awaiting Fingerprints	03/08/2014	Remove Reprint Fingerprint Form
TEST3	TEST	XXX-XX-0313	210752	03/08/2014	TEST PROVIDER - 1234	Employee - Financial Officer	Fingerprints Rejected 1st – TCR # E2013137000000000313	03/08/2014	Remove Rejected Fingerprint Form

◀ ◁ 1 2 3 4 5 6 7 8 9 10 ... ▶ ▷
Displaying items 1 - 10 of 111

- Connected screenings

Screening Results Tab

The Screening Results tab provides a listing of all screening requests you have initiated or connected to with the final determination.

- View an individual's profile page by selecting the last name of the individual
 - To add employment history, you must open the individual's profile page
- Filter the list by using the filter options and selecting 'Apply'
- Sort the records by selecting any column header
- If you no longer wish to receive email notifications for an individual, select the 'Remove' link under the Action column
 - The screening will be removed for your list however the screening will remain in the database

The page will default with an empty screenings list. You **MUST** select a Screening Purposes to view results.

Home Search Initiate Screening Screenings in Process **Screening Results** Livescan Employee/Contractor Roster Log Out

Screening Results [Switch Agency View](#)

This page provides a listing of screening requests with final determinations. Select the last name of the individual in the list below to open the Profile page. From the Profile page you may review the individual's information and enter a hiring decision by selecting "Add Employment/Contract Record". You may also print a copy of the profile for your personnel files.

Filter Options (Fields with an (*) are required)

Provider:

Last Name:

Determination Status:

Eligibility Determination Date: to

* Screening Purpose: ?

Screenings List

Last Name	First Name	SSN	Screening Purpose	Determination	Eligibility Determination Date	Action
No Screening Results found						

Displaying items 0 - 0 of 0

Livescan Tab

You may select the Livescan tab on the navigation bar to search for photo enabled and Clearinghouse compliant Livescan service providers. This list contains information as reported by the Livescan vendors and service providers to the Clearinghouse. To schedule an appointment please initiate a new screening.

- To filter your search, use the search criteria and select 'Search'

Home Search Initiate Screening Screenings in Process Screening Results **LiveScan** Employee/Contractor Roster Log Out

LiveScan Search [Switch Agency View](#)

Search Criteria

Enter at least one of the following criteria to search for a specific LiveScan service provider or locate a service provider in your area.

LiveScan Service Provider: City: County:

?

LiveScan List

The information listed below is updated continuously as it is reported to AHCA by the LiveScan service provider. The information is subject to change at any time without notice. We recommend you contact the vendor service provider directly or visit their website to confirm the information is still correct.

To schedule an appointment, you may contact the service provider directly or select the online link under the Appointment column.

LiveScan Service Provider ?	Address	City	County	Phone	Appointment	Cost	Hours
Test Livescan Location	123 Lane	Apopka	Orange	850-555-5555	Mobile, By Apt. Only		Mobile, Call For Apt.

1 2 3 4 5 6 7 8 9 10 ... ▶▶▶ Displaying items 1 - 10 of 418

Employee/Contractor Roster

The Employee/Contractor Roster tab provides a listing of your employees and contractors as entered through the Employment/Contract History section of the individual's profile page. The list defaults to current employees only.

- View an individual's profile page by selecting the last name of the individual
- Filter the list by using the search options and selecting 'Apply'
- Sort the records by selecting any column header
- To edit an employment record, select the 'Edit' button in the action column

[Home](#) [Search](#) [Initiate Screening](#) [Screenings in Process](#) [Screening Results](#) [LiveScan](#) [Employee/Contractor Roster](#) [Log Out](#)

Employees/Contractors [Switch Agency View](#)

Search Options

Position:

Provider:

Hire/Contract Date: to:

Retained Prints Expiration Date: to:

Status:

Employee/Contractor Roster

Last Name	First Name	Provider	Position	Provisional Hire/ Contract Date	Permanent Hire/ Contract Date	Retained Prints Expiration Date	End Date	Action
TEST1	TEST	TEST PROVIDER - 123456789	Employee - General		03/09/2014	03/09/2019		Edit
TEST2	TEST	TEST PROVIDER - 123456789	Employee - General		03/17/2014	03/12/2019		Edit

« ‹ 1 › »
Displaying items 1 - 5 of 5

Initiate Agency Review

If an individual has been screened by another specified agency **and** entered into the Clearinghouse, a provider may request an agency review **at no cost**. This will allow the specified agency to make an eligibility determination for employment purposes. Benefits of requesting an agency review include the following:

- Agency Review requests are **FREE** for the provider and individual
- The applicant or employee does NOT need to visit a Livescan location and submit new fingerprints
- The provider will receive a copy of the public rap sheet after initiating an agency review

To initiate an agency review for an individual, select the '**Initiate Agency Review**' button.

Person Profile


[Switch Agency View](#)

First Name: AGENCY
Middle Name:
Last Name: TEST
Aliases:

SSN: XXX-XX-0000
Date of Birth: 12/24/1972
Place of Birth: Georgia

Address Line 1: 123 LANE
Address Line 2:
City: CITY
State: Florida
ZIP: 33333
County:
Phone Number:
Email Address:

Sex: MALE
Race: WHITE
Hair Color: Brown
Eye Color: Hazel
Height: 5' 05"
Weight: 150 lbs.



▼ **Screenings in Process**

Screening #	Provider	Submitted Date	Status	Status Date	Action
No screenings found					

Retained Prints Expiration Date: 1/23/2022
Clearinghouse Screening Available?: Yes

Department of Children and Families Eligibility ?

Item	Status	Eligibility Determination Date
DCF General	Agency Review Required	
DCF Child Care	Agency Review Required	
DCF Substance Abuse - Adult Only	Agency Review Required	
DCF Summer Camps	Agency Review Required	
DCF Mental Health	Agency Review Required	
APD General	Agency Review Required	
APD Developmental Disability Centers	Agency Review Required	
APD CDC	Agency Review Required	

Page 31 of 43

Select Position and Confirm Privacy Policy

To ensure the appropriate criteria is applied during the screening review, the position type and reason for screening the individual must be entered.

- Select the **provider** that the individual has applied to work for from the drop down list
 - Please note the provider drop down will only display if you are accessing the website on behalf of multiple providers.
- Select the **position** that the individual is applying for from the drop down list
- Select the '**Privacy Policy**' link to view and print the privacy policy. Check the affirmation box to confirm that the applicant has signed and agreed to the Privacy Policy.

Initiate Screening

TEST, AGENCY [Switch Agency View](#)

Select Position

Screening Information

Provider:

* Position:

* The applicant/employee has received and signed the [Privacy Policy](#).

Cancel Back **Next**

Agency Review Request Submitted

Once the screening request is submitted, select 'Home' if you are done or 'Initiate New Screening' to initiate a screening for another individual.

Initiate Agency Review [Switch Agency View](#)

DEVTEAM6, BGS

Agency Review Request Submitted

Your agency review request was submitted. A notification regarding updates for this request will be sent to the email address of record for this account.

If you wish to initiate a screening for another individual, select the "Initiate New Screening" button below.

Home Initiate New Screening

Open the applicant's profile page to view the status of an agency review request, or connect to an agency review.


Person Profile [Switch Agency View](#)

First Name: AGENCY
Middle Name:
Last Name: TEST
Aliases:

SSN: XXX-XX-0000
Date of Birth: 12/24/1972
Place of Birth: Georgia

Address Line 1: 123 LANE
Address Line 2:
City: CITY
State: Florida
ZIP: 33333
County:
Phone Number:
Email Address:

Sex: MALE
Race: WHITE
Hair Color: Brown
Eye Color: Hazel
Height: 5' 05"
Weight: 150 lbs.



[Edit](#)

Screenings in Process

Screening #	Provider	Submitted Date	Status	Status Date	Action
2052274	TEST - DCF General - 02370441Z	01/23/2017	Screening In Process	01/23/2017	Reprint Privacy Policy Remove

■ - Connected screenings

Provider: [Connect to Screenings](#) ?

[Initiate Agency Review](#) [Initiate Resubmission](#)

Retained Prints Expiration Date: 1/23/2022
Clearinghouse Screening Available?: Yes

Department of Children and Families Eligibility ?


Item	Status	Eligibility Determination Date
DCF General	Screening In Process	
DCF Child Care	Screening In Process	
DCF Substance Abuse - Adult Only	Screening In Process	
DCF Summer Camps	Agency Review Required	
DCF Mental Health	Agency Review Required	
APD General	Agency Review Required	
APD Developmental Disability Centers	Agency Review Required	
APD CDC	Agency Review Required	

Initiate Resubmission

The retention of fingerprints provides a cost savings for applicants that are in the Clearinghouse but have had a lapse in employment greater than 90 days. If there has been a 90-day lapse in employment, these applicants would only require a new national criminal history check – a resubmission of the retained fingerprints. A new state criminal history search will also be conducted, at no additional charge.

To initiate a Resubmission for an individual, select the 'Initiate Resubmission' button.


Person Profile [Switch Agency View](#)

First Name: AGENCY Middle Name: Last Name: TEST104 Aliases: SSN: XXX-XX-0104 Date of Birth: 12/24/1972 Place of Birth: Georgia	Address Line 1: 123 LANE Address Line 2: City: CITY State: Florida ZIP: 33333 County: Prior States:	Sex: MALE Race: WHITE Hair Color: Brown Eye Color: Hazel Height: 5' 05" Weight: 150 lbs.	
---	--	---	---


[Edit](#)

▼ **Screenings in Process**

Screening #	Provider	Submitted Date	Status	Status Date	Action
No screenings found					

[Initiate Resubmission](#) 

Retained Prints Expiration Date: 1/19/2020
Clearinghouse Screening Available?: Yes

Department of Children and Families Eligibility ? 

Item	Status	Eligibility Determination Date
DCF General	Resubmission Required - 90 day Lapse in Employment	
DCF Substance Abuse - Adult Only	Resubmission Required - 90 day Lapse in Employment	
DCF Summer Camps	Resubmission Required - 90 day Lapse in Employment	
DCF Mental Health	Resubmission Required - 90 day Lapse in Employment	
APD General	Resubmission Required - 90 day Lapse in Employment	

Select Position and Confirm Privacy Policy

To ensure the appropriate criteria is applied during the screening review, the position type and reason for screening the individual must be entered.

- Select the **provider** that the individual has applied to work for from the drop down list
 - Please note the provider drop down will only display if you are accessing the website on behalf of multiple providers.
- Select the **position** that the individual is applying for from the drop down list
- Select the '**Privacy Policy**' link to view and print the privacy policy. Check the affirmation box to confirm that the applicant has signed and agreed to the Privacy Policy.

Initiate Screening

TEST, AGENCY [Switch Agency View](#)

Select Position

Screening Information

Provider:

* Position:

* The applicant/employee has received and signed the [Privacy Policy](#).

Cancel Back **Next**

Initiate Payment – Credit Card

The cost of a resubmission is the current fee for a national criminal history check plus a service fee. Resubmission payment options include:

- Credit Card
 - MasterCard
 - Discover
 - American Express
- E-Checking (skip to page 37 for E-Checking instructions)
 - Personal or Business checking/savings account

To pay for the resubmission:

- Select payment method
- Select Pay Total Amount to continue

Please note that all resubmission payments will be collected by the Agency for Health Care Administration.

[Switch Agency View](#)

Payment - Initiation Page


Clearinghouse Payment


As the parent agency of the Care Provider Background Screening Clearinghouse (Clearinghouse), all payments submitted to the Clearinghouse will be collected and processed by the Agency for Health Care Administration.

Division
TEST PROVIDER - 1234

Transaction Amount	Service Charge	Total Amount
\$18.50		

Select Payment Method

Credit Card Checking 



Terms, Conditions & Fees for Payments: A non-refundable convenience fee of 2.50% will be added to all credit card payments and \$0.18 on all e-check (checking) payments. Please allow 2 to 5 business days for the payments to be settled and posted.

Refund Policy The refund processing of your payment will begin upon receipt of the Application for Refund form. Applications for refund are processed in accordance with Florida Administrative Code [12-26.002](#) and Florida Administrative Code [69I-44.020](#). We will notify you if, for any reason, we are not able to process the refund. Section [215.26](#), Florida Statutes, requires all requests for refunds be submitted within 3 years of the initial payment to the State of Florida. Depending upon the user's method of payment, refunds may be issued using the original method of payment.

[Cancel Screening Request](#)


Enter Payment Information – Credit Card


Enter the payment information and select 'Continue' to verify payment information and submit the request.

IMPORTANT – Please note that payment information will NOT be saved.

To schedule your one-time payment enter your credit card and payment information below.

Remit Information	
* Transaction Amount:	16.50
* Service Fee:	.41
* Division Name:	CAREER ASSESSMEN
* Account Number:	732385
* eMail Address:	TestEmailAccount@test
* indicates a required field	

Payment Information for Transaction ID: 2455	
*Payment Account Type:	MasterCard
*Name on Credit Card:	<input type="text"/> <small>(The name must appear as it does on the credit card account.)</small>
*Address Line 1:	<input type="text"/>
Address Line 2:	<input type="text"/>
*City, State, Zip:	<input type="text"/> <input type="text"/> <input type="text"/>
*Credit Card Account Number:	<input type="text"/>
*Credit Card Security Value:	<input type="text"/>  <small>Click on the image to see Credit Card Security Value locations.</small>
*Expiration Date:	01 / 2016
Please enter payment amount. For on-time posting of the payment to your account, please allow 3 business days prior to the due date for processing.	
*Payment Date:	03/22/2014
*Payment Amount:	\$ 16.91
* indicates a required field	



Review Payment Information – Credit Card

Review your payment information and select Confirm to submit your payment. ***Skip to page 40 to submit the resubmission request.***

Please verify that all the information below is correct and select "CONFIRM" to schedule your payment. If the information is inaccurate, select "MODIFY" to make any required changes.

Remit Information

Transaction Amount:	115.91
Service Fee:	0.41
Division Name:	TEST PROVIDER - 1234

Verify Payment Information

Name on Credit Card:	Test Account
Transaction ID:	2455
Address Line 1:	123 Lane
Address Line 2:	
City, State, Zip:	City, FL 33333
Credit Card Account Number:	****4123
Credit Card Security Value:	123
Expiration Date:	1/2016
Payment Date:	03/24/2014
Payment Amount:	\$115.91
TOTAL PAYMENT:	\$115.91



Initiate Payment – E-Checking

The cost of a resubmission is the current fee for a national criminal history check plus a service fee. Resubmission payment options include:

- Credit Card (refer to page 34 for Credit Card instructions)
 - MasterCard
 - Discover
 - American Express
- E-Checking
 - Personal or Business checking/savings account

To pay for the resubmission:

- Select payment method
- Select Pay Total Amount to continue

Please note that all resubmission payments will be collected by the Agency for Health Care Administration.

[Switch Agency View](#)

Payment - Initiation Page

Clearinghouse Payment

As the parent agency of the Care Provider Background Screening Clearinghouse (Clearinghouse), all payments submitted to the Clearinghouse will be collected and processed by the Agency for Health Care Administration.

Division
TEST PROVIDER - 1234

Transaction Amount	Service Charge	Total Amount
\$18.50		

Select Payment Method

Credit Card Checking ←

Pay Total Amount ←

Terms, Conditions & Fees for Payments: A non-refundable convenience fee of 2.50% will be added to all credit card payments and \$0.18 on all e-check (checking) payments. Please allow 2 to 5 business days for the payments to be settled and posted.

Refund Policy The refund processing of your payment will begin upon receipt of the Application for Refund form. Applications for refund are processed in accordance with Florida Administrative Code [12-26.002](#) and Florida Administrative Code [69I-44.020](#). We will notify you if, for any reason, we are not able to process the refund. Section [215.26](#), Florida Statutes, requires all requests for refunds be submitted within 3 years of the initial payment to the State of Florida. Depending upon the user's method of payment, refunds may be issued using the original method of payment.

[Cancel Screening Request](#)

Enter Payment Information – E-Checking


Enter the payment information and select 'Continue' to verify payment information and submit the request.

IMPORTANT – Please note that payment information will NOT be saved.

To schedule your one-time payment enter your banking and payment information below.

Remit Information	
* Transaction Amount:	76.50
* Service Fee:	.00
* Division Name:	UNIVERSITY OF MICHIGAN
* Account Number:	732305
* eMail Address:	TestEmailAccount@Test
* indicates a required field	

Payment Information for Transaction ID #: 2458	
*Payment Account Type:	<input checked="" type="radio"/> Personal Checking <input type="radio"/> Personal Savings <input type="radio"/> Business Checking <input type="radio"/> Business Savings
*Name on Bank Account:	
*Bank Routing Number (ABA):	
*Banking Account Number (DDA):	
Please enter payment amount. For on-time posting of the payment to your account, please allow 3 business days prior to the due date for processing.	
*Payment Date:	03/22/2014
*Payment Amount:	\$ 76.50
* indicates a required field	




Review Payment Information – E-Checking

To submit your payment using E-Checking you **must answer a challenge question**. Please enter the email address associated with the account you used to log into the website (<https://apps.ahca.myflorida.com/SingleSignOnPortal>).


Review your payment information and select Confirm to submit your payment.

Please verify that all the information below is correct and select "CONFIRM" to schedule your payment. If the information is inaccurate, select "MODIFY" to make any required changes.

Challenge Question	
Question:	Please enter the email address you use for the Clearinghouse BGS website:
Answer:	<input type="text"/> 

Remit Information	
Transaction Amount:	\$15.00
Service Fee:	\$1.00
Division Name:	TEST PROVIDER - 1234

Verify Payment Information	
Name on Account:	Test Account
Transaction ID:	2458
Bank Name:	BANK OF AMERICA, NA
Bank Routing Number (ABA):	XXXXXXXX
Banking Account Number (DDA):	XXXXXXXX
Payment Date:	03/24/2014
Payment Amount:	\$16.00
TOTAL PAYMENT:	\$16.00





Submit Resubmission Request


Select 'Submit Resubmission Request' to complete this request. An email confirmation and receipt will be sent to the address on record.

Payment Confirmation [Switch Agency View](#)

Division TEST PROVIDER - 1234	Account Number 732385	
Transaction Amount \$16.00	Service Charge \$0.00	Total Amount \$16.00
Payment Method Checking	Payment Status Approved	Approval Code 1368467







Resubmission Request Submitted

Once the screening request is submitted, select 'Home' if you are done or 'Initiate New Screening' to initiate a screening for another individual.

Initiate Screening [Switch Agency View](#)

TEST, AGENCY

Screening Request Submitted


Your screening request has been submitted. A notification regarding updates for this request will be sent to the email address of record for this account.

If you wish to initiate a screening for another individual, select the "Initiate New Screening" button below.

[Home](#) [Initiate New Screening](#)

Open the applicant's profile page to view the status of a resubmission request.

Person Profile [Switch Agency View](#)

First Name: AGENCY Middle Name: Last Name: TEST104 Aliases: SSN: XXX-XX-0104 Date of Birth: 12/24/1972 Place of Birth: Georgia	Address Line 1: 123 LANE Address Line 2: City: CITY State: Florida ZIP: 33333 County: Prior States:	Sex: MALE Race: WHITE Hair Color: Brown Eye Color: Hazel Height: 5' 05" Weight: 150 lbs.	
---	--	---	--

[Edit](#)

Screenings in Process

Screening #	Provider	Submitted Date	Status	Status Date	Action
658769	Summer Camps Test 1 - A11111	01/19/2015	Screening in Process	01/19/2015	Reprint Privacy Policy Remove

- Connected screenings

Provider: [Connect to Screenings](#) - [Initiate Resubmission](#)

Retained Prints Expiration Date: 1/19/2020
Clearinghouse Screening Available?: Yes

Department of Children and Families Eligibility

Item	Status	Eligibility Determination Date
DCF General	Screening in Process	
DCF Substance Abuse - Adult Only	Screening in Process	
DCF Summer Camps	Screening in Process	